



**COTABATO ELECTRIC COOPERATIVE, INC.  
(COTELCO)**

Manubuan, Matalam, Cotabato

"Bringing Tomorrow Brighter for your Today"

March 13, 2020

**POWER RATE SCHEDULE (RSEC-WR) for MAIN & BAPA  
MARCH 2020**

CHARGES	UNIT	CUSTOMER CLASSIFICATION		
		RESIDENTIAL	LOW VOLTAGE	HIGH VOLTAGE
<b>GENERATION &amp; TRANSMISSION</b>				
<b>Generation Charges<sup>17</sup></b>				
Generation System Charge	Php/Kwh	4.9886	4.9886	4.9886
Franchise and Benefits to Host Communities Taxes	Php/Kwh	0.0282	0.0282	0.0282
Power Act Reduction <sup>2/</sup>	Php/Kwh	(0.0477)		
<b>Transmission Charges<sup>3/</sup></b>				
Demand Charge	Php/Kw			230.6677
Transmission System Charge	Php/Kwh	0.9398	0.7470	-
<b>System Loss Charge<sup>4/</sup></b>				
	Php/Kwh	0.6656	0.6656	0.6656
<b>DISTRIBUTION (COTELCO)</b>				
<b>Distribution Charges<sup>5/</sup></b>				
Demand Charge	Php/Kw			219.6800
Distribution System Charge	Php/Kwh	0.5782	0.7595	
<b>Supply Charges<sup>6/</sup></b>				
Retail Customer Charge	Php/Cust./Mo.		42.9200	42.9200
Supply System Charge	Php/Kwh	0.6001		
<b>Metering Charges<sup>7/</sup></b>				
Retail Customer Charge	Php/Meter/Mo.	5.0000	35.9400	35.9400
Metering System Charge	Php/Kwh	0.4326		
<b>Reinvestment Fund For Sustainable CAPEX<sup>8/</sup></b>				
	Php/Kwh	0.5067	0.5067	0.5067
<b>SUBSIDIES &amp; OTHER CHARGES</b>				
Senior Citizen Rate Subsidy <sup>9/</sup>	Php/Kwh	0.0011	0.0011	0.0011
Lifeline Rate Subsidy <sup>8/</sup>	Php/Kwh	0.0587	0.0587	0.0587
<b>GOVERNMENT REVENUES</b>				
<b>Universal Charges</b>				
Missionary Electrification Charge <sup>10/</sup>	Php/Kwh	0.1544	0.1544	0.1544
Missionary Electrification Charge - RED <sup>10/</sup>	Php/Kwh	0.0017	0.0017	0.0017
Environmental Share	Php/Kwh	0.0025	0.0025	0.0025
Stranded Contract Costs <sup>11/</sup>	Php/Kwh		-	-
Stranded Debt <sup>12/</sup>	Php/Kwh	0.0428	0.0428	0.0428
Feed-in Tariff Allowance <sup>13/</sup>	Php/Kwh	0.0495	0.0495	0.0495
<b>Provision for Real Property Tax Charges<sup>14/</sup></b>				
Provision for Real Property Tax- Current	Php/Kwh	0.0405	0.0405	0.0405
<b>Local Franchise Tax (%)<sup>15/</sup></b>				
Kidapawan City- (.005 of Total Distribution Revenue)	(%)	0.0050	0.0050	0.0050
Province of Cotabato- (.00665 of Total Distribution Revenue)	(%)	0.00665	0.00665	0.00665
<b>TOTAL EC's RSEC-WR RATE*</b>				
	Php/Kwh	<b>9.0433</b>	<b>8.0468</b>	<b>6.5403</b>
	Php/Kw	-	-	<b>450.3477</b>
	Php/Cust./Mo.	<b>5.0000</b>	<b>78.8600</b>	<b>78.8600</b>
<b>Value Added Tax Charges</b>				
Generation Charge <sup>16/</sup>	Php/Kwh	0.5598	0.5598	0.5598
Power Act Reduction	Php/Kwh	(0.0017)		
Transmission Charge <sup>17/</sup>	Php/Kwh	0.0931	0.0740	0.0759
System Loss Charge	Php/Kwh	0.0731	0.0731	0.0731
Distribution & Subsidies (12% of Total Distribution & Subsidies Rev)	Php/Kwh	12.00%	12.00%	12.00%
	Php/Kw	-	-	26.3616
	Php/Cust./Mo.	0.6000	9.4632	9.4632
<b>TOTAL EC's RSEC-WR RATE with VAT*</b>				
	Php/Kwh	<b>9.7676</b>	<b>8.7537</b>	<b>7.2491</b>
	Php/Kw	-	-	<b>476.7093</b>
	Php/Cust./Mo.	<b>5.6000</b>	<b>88.3232</b>	<b>88.3232</b>

Total rate shown is applicable to customer who were connected to the DU after the test Period of GRAM, ICERA (April 2010), True-up Adjustment of Fuel and Purchased Power Cost and True-up Adjustment of Foreign Exchange Related Costs (December 2014) or whose electricity requirements were supplied by the NPC/PSALM after the entire period of the mentioned charges.

\*Franchise Tax and Distribution VAT per Kwh exclusive

Prepared by:

  
**GELEEN E. BLASOL, CPA**  
Tariff and Rates Officer


Checked by:

  
**ANNALOU B. ALCARDE, REE**  
Head, Tariff, Rates & ET Section


Verified by:

  
**JOEL V. de GUZMAN, JR., MBA**  
Corplan, IT & RS Manager

Audited by:

  
**HELEN M. ROMBLON, MBA**  
Internal Auditor

Approved by:

  
**ENGR. GODOFREDO B. HOMEZ, MBA**  
General Manager

- Notes:
- <sup>1/</sup> Changes every month based on the movement in generation cost (based on Article 2 Section 2 of ERC Resolution No. 16, Series of 2009).
  - <sup>2/</sup> Refers to rate reduction pursuant to Section 72 of Republic Act No. 9136, for residential customers.
  - <sup>3/</sup> Changes every month based on the movement in transmission cost in accordance with Article 2 Section 3 of ERC Resolution No. 16, Series of 2009.
  - <sup>4/</sup> Changes every month based on the movement in generation and transmission costs and 12-month moving average system loss (based on Article 2 Section 4 of ERC Resolution No. 16, Series of 2009).
- New SL Cap of 11% is based on Resolution No. 20 Series of 2017 "A Resolution Adopting the ERC Rules for Setting the Distribution SL Cap and Establishing Performance Incentive Scheme for Distribution Efficiency"
- <sup>5/</sup> Rates for Distribution, Supply and Metering Charges are based on the approved ERC Decision Case No. 2010-106 RC (October 17, 2011) and Order, ERC Case No. 2010-106 RC (December 10, 2012).
  - <sup>6/</sup> Implementation of corresponding rate impact in accordance with the implementation of ERC Decision Case No. 2012-025 RC.
  - <sup>7/</sup> In accordance with ERC Resolution No. 23, Series of 2010.
  - <sup>8/</sup> Lifeline Discount - % of Generation, Transmission, System Loss, Distribution, Supply and Metering Charges
  - <sup>9/</sup> In accordance with the Decision in ERC Case No. 2012-085 RC dated August 12, 2013 allowing NPC SPUG's implementation of UCME rate of Php0.0454 /kWh for CY 2014 plus Php0.0017/kWh representing the Cash Incentive for RE Developer and extension of the collection of the P0.0709/kWh and P0.0381 for NPC-SPUG's recovery of ME subsidy shortfall for CY 2011 and CY 2010 respectively.
  - <sup>10/</sup> In accordance with the ERC Decision Case No. 2015-139 RC dated April 10, 2019. (UC-SCC) - in view of the expected full recovery of NPC-SCC effective February 2020
  - <sup>11/</sup> In accordance with the ERC Decision Case No. 2013-195 RC dated June 27, 2017. (UC-SD)-new rate effective April 2019
  - <sup>12/</sup> In accordance with the ERC Decision Case No. 2018- 085 RC
  - <sup>13/</sup> Total Real Property Taxes paid (excluding penalties and surcharges) to all LGUs imposing the tax within the franchise area to be recovered from all member-consumers.
  - <sup>14/</sup> In accordance with the Resolution No. 2, series of 2006 adopting guidelines under ERC case No. 2005-18 RM dated January 11, 2006
  - <sup>15/</sup> VAT on Generation for NPC-PSALM, TSI, SMPC, FDC-COAL, SEC, GNPk and DASURECO.
  - <sup>16/</sup> VAT on Transmission due to NGCP Ancillary Services (PSALM as differential-Vatable) with ERC Case No. 2009-029 RC and imposition of VAT on Regulated Services (Train Law)



**COTABATO ELECTRIC COOPERATIVE, INC.**  
(COTELCO)

Manubuan, Matalam, Cotabato

"Bringing Tomorrow Brighter for your Today"

March 13, 2020


**POWER RATE SCHEDULE (RSEC-WR) for MAIN & BAPA**  
**MARCH 2020**  
With PSALM Adjustment

CHARGES	UNIT	CUSTOMER CLASSIFICATION		
		RESIDENTIAL	LOW VOLTAGE	HIGH VOLTAGE
<b>GENERATION &amp; TRANSMISSION</b>				
<b>Generation Charges<sup>1/</sup></b>				
Generation System Charge	Php/Kwh	4.9886	4.9886	4.9886
Franchise and Benefits to Host Communities Taxes	Php/Kwh	0.0282	0.0282	0.0282
GRAM Defferred Accounting Adjustment (DAA)	Php/Kwh	0.0169	0.0169	0.0169
ICERA Defferred Accounting Adjustment (DAA)	Php/Kwh	0.0036	0.0036	0.0036
True-Up Adjustment of FPPCA (ACRM)	Php/Kwh	(0.2587)	(0.2587)	(0.2587)
True-Up Adjustment of FxA (ACRM)	Php/Kwh	(0.0032)	(0.0032)	(0.0032)
Power Act Reduction <sup>2/</sup>	Php/Kwh	(0.0477)		
<b>Transmission Charges<sup>3/</sup></b>				
Demand Charge	Php/Kw			230.6677
Transmission System Charge	Php/Kwh	0.9398	0.7470	-
<b>System Loss Charge<sup>4/</sup></b>				
Distribution System Charge	Php/Kwh	0.6656	0.6656	0.6656
<b>DISTRIBUTION (COTELCO)</b>				
<b>Distribution Charges<sup>5/</sup></b>				
Demand Charge	Php/Kw			219.6800
Distribution System Charge	Php/Kwh	0.5782	0.7595	
<b>Supply Charges<sup>5/</sup></b>				
Retail Customer Charge	Php/Cust./Mo.		42.9200	42.9200
Supply System Charge	Php/Kwh	0.6001		
<b>Metering Charges<sup>5/</sup></b>				
Retail Customer Charge	Php/Meter/Mo.	5.0000	35.9400	35.9400
Metering System Charge	Php/Kwh	0.4326		
<b>Reinvestment Fund For Sustainable CAPEX<sup>6/</sup></b>				
	Php/Kwh	0.5067	0.5067	0.5067
<b>SUBSIDIES &amp; OTHER CHARGES</b>				
Senior Citizen Rate Subsidy <sup>7/</sup>	Php/Kwh	0.0011	0.0011	0.0011
Lifeline Rate Subsidy <sup>8/</sup>	Php/Kwh	0.0587	0.0587	0.0587
<b>GOVERNMENT REVENUES</b>				
<b>Universal Charges</b>				
Missionary Electrification Charge <sup>10/</sup>	Php/Kwh	0.1544	0.1544	0.1544
Missionary Electrification Charge - RED <sup>10/</sup>	Php/Kwh	0.0017	0.0017	0.0017
Environmental Share	Php/Kwh	0.0025	0.0025	0.0025
Stranded Contract Costs <sup>11/</sup>	Php/Kwh	-	-	-
Stranded Debt <sup>12/</sup>	Php/Kwh	0.0428	0.0428	0.0428
Feed-in Tariff Allowance <sup>13/</sup>	Php/Kwh	0.0495	0.0495	0.0495
<b>Provision for Real Property Tax Charges<sup>14/</sup></b>				
Provision for Real Property Tax- Current	Php/Kwh	0.0405	0.0405	0.0405
<b>Local Franchise Tax (%)<sup>15/</sup></b>				
Kidapawan City- (.005 of Total Distribution Revenue)	(%)	0.0050	0.0050	0.0050
Province of Cotabato- (.00665 of Total Distribution Revenue)	(%)	0.00665	0.00665	0.00665
<b>TOTAL EC's RSEC-WR RATE*</b>	Php/Kwh	<b>8.8019</b>	<b>7.8054</b>	<b>6.2989</b>
	Php/Kw	-	-	<b>450.3477</b>
	Php/Cust./Mo.	<b>5.0000</b>	<b>78.8600</b>	<b>78.8600</b>
<b>Value Added Tax Charges</b>				
Generation Charge <sup>16/</sup>	Php/Kwh	0.5598	0.5598	0.5598
VAT on GRAM Defferred Accounting Adjustment (DAA)	Php/Kwh	0.0016	0.0016	0.0016
VAT on ICERA Defferred Accounting Adjustment (DAA)	Php/Kwh	0.0001	0.0001	0.0001
VAT on True-Up Adjustment of FPPCA (ACRM)	Php/Kwh	(0.0086)	(0.0086)	(0.0086)
VAT on True-Up Adjustment of FxA (ACRM)	Php/Kwh	(0.0001)	(0.0001)	(0.0001)
Power Act Reduction	Php/Kwh	(0.0017)	-	-
Transmission Charge <sup>17/</sup>	Php/Kwh	0.0931	0.0740	0.0759
System Loss Charge	Php/Kwh	0.0731	0.0731	0.0731
Distribution & Subsidies (12% of Total Distribution & Subsidies Revenue)	Php/Kwh	12.00%	12.00%	12.00%
	Php/Kw	-	-	26.3616
	Php/Cust./Mo.	0.6000	9.4632	9.4632
<b>TOTAL EC's RSEC-WR RATE with VAT*</b>	Php/Kwh	<b>9.5192</b>	<b>8.5053</b>	<b>7.0007</b>
	Php/Kw	-	-	<b>476.7093</b>
	Php/Cust./Mo.	<b>5.6000</b>	<b>88.3232</b>	<b>88.3232</b>

Total rate shown is applicable to customer who were connected to the DU during the test Period of GRAM, ICERA (April 2010), True-up Adjustment of Fuel and Purchased Power Cost and True-up Adjustment of Foreign Exchange Related Costs (December 2014) or whose electricity requirements were supplied by the NPC/PSALM during the entire period of the mentioned charges.

\*Franchise Tax and Distribution VAT per Kwh exclusive

Prepared by:

  
**GELEEN E. FILASOL, CPA**  
Tariff and Rates Officer

Checked by:

  
**ANNALOU B. ALCARDE, REE**  
Head, Tariff, Rates & ET Section

Verified by:

  
**JOEL V. DE GUZMAN, JR., MBA**  
Corplan, IT & RS Manager

Audited by:

  
**HELEN M. ROMBLON, MBA**  
Internal Auditor

Approved by:

  
**ENGR. GODOFREDO B. HOMEZ, MBA**  
General Manager

Notes:

- <sup>1/</sup> Changes every month based on the movement in generation cost based on Article 2 Section 2 of ERC Resolution No. 16, Series of 2009.
- <sup>2/</sup> Refers to rate reduction pursuant to Section 72 of Republic Act No. 9136, for residential customers.
- <sup>3/</sup> Changes every month based on the movement in transmission cost in accordance with Article 2 Section 3 of ERC Resolution No. 16, Series of 2009.
- <sup>4/</sup> Changes every month based on the movement in generation and transmission costs and 12-month moving average system loss (based on Article 2 Section 4 of ERC Resolution No. 16, Series of 2009).
- <sup>5/</sup> Rates for Distribution, Supply and Metering Charges are based on the approved ERC Decision Case No. 2010-106 RC (10/17/2011) and Order, ERC Case No. 2010-106 RC (December 10, 2012).
- <sup>6/</sup> Implementation of corresponding rate impact in accordance with the implementation of ERC Decision Case No. 2012-025 RC.
- <sup>7/</sup> In accordance with ERC Resolution No. 23, Series of 2010
- <sup>8/</sup> Lifeline Discount - % of Generation, Transmission, System Loss, Distribution, Supply and Metering Charges
- <sup>10/</sup> In accordance with the Decision in ERC Case No. 2012-085 RC dated August 12, 2013 allowing NPC SPUG's implementation of UCME rate of Php0.0454 /kWh for CY 2014 plus Php0.0017/kWh representing the Cash Incentive for RE Developer and extension of the collection of the P0.0709/kWh and P0.0381 for NPC-SPUG's recovery of ME subsidy shortfall for CY 2011 and CY 2010 respectively.
- <sup>11/</sup> In accordance with the ERC Decision Case No. 2015-139 RC dated April 10, 2019. (UC-SCC) - in view of the expected full recovery of NPC-SCC effective February 2020
- <sup>12/</sup> In accordance with the ERC Decision Case No. 2013-195 RC dated June 27, 2017. (UC-SD)-new rate effective April 2019 power bill
- <sup>13/</sup> In accordance with the ERC Decision Case No. 2018-085 RC
- <sup>14/</sup> Total Real Property Taxes paid (excluding penalties and surcharges) to all LGUs imposing the tax within the franchise area to be recovered from all member-consumers.
- <sup>15/</sup> In accordance with the Resolution No. 2, series of 2006 adopting guidelines under ERC case No. 2005-18 RM dated January 11, 2006
- <sup>16/</sup> VAT on Generation for NPC-PSALM, TSI, SMCPC, FDC-COAL, SEC, GNPK and DASURECO.
- <sup>17/</sup> VAT on Transmission due to NGCP Ancillary Services (PSALM as differential-Vatable) with ERC Case No. 2009-029 RC and imposition of VAT on Regulated Services (Train Law)