

ANNEX A

BREAKDOWN OF GENERATION CHARGE: **SALE FOR RESALE - BANISILAN**  
 For the Month: **APRIL 2020**

SOURCE	% to Total kWh Purchased	(A)	(B)	(C)	(D = B + C)	(D/A)
		kWh Purchased	Basic Generation Cost (Php)	Other Cost Adjustments (DAA, NSS, and Other Billing Adjustments) (Php)	Total Generation Cost for the Month (Php)	Average Generation Cost (Php/kWh)
NPC-PSALM						
Bilateral Contracts with IPPs						
1. TSI						
2. GNPOWER Kauswagan, Ltd.						
3. FDC						
4. SEC						
5. SMPCP						
6. DASURECO						
WESM						
SELF-GENERATION						
SALE FOR RESALE - FIBECO		362,250.00	3,369,660.85			
Difference between TPG-BDE						
<b>TOTAL</b>		362,250.00	3,369,660.85	-	-	<b>9.3020</b>

Prepared by:

  
**GELEEN F. BEJEC, CPA**  
 Tariff and Rates Officer

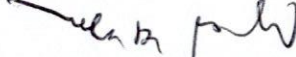
Checked by:

  
**ANNALOU B. ALCARDE, REE**  
 Head, Tariff, Rates & ET Section


Verified by:

  
**JOEL V. de GUZMAN, JR., MBA**  
 Corplan, IT & RS Manager

Audited by:

  
**HELEN M. ROMBLON, MBA**  
 Internal Auditor

Approved by:

  
**ENGR. GODOFREDO B. HOMEZ, MBA**  
 General Manager

## ANNEX A

BREAKDOWN OF GENERATION CHARGE: **COTELCO-MAIN**  
For the Month: **APRIL 2020**

SOURCE	% to Total kWh Purchased	(A)	(B)	(C)	(D = B + C)	(D/A)
		kWh Purchased	Basic Generation Cost (PhP)	Other Cost Adjustments (DAA, NSS, and Other Billing Adjustments) (PhP)	Total Generation Cost for the Month (PhP)	Average Generation Cost (PhP/kWh)
NPC-PSALM		2,547,983.00	7,760,384.47	63,645.00	7,696,739.48	
Bilateral Contracts with IPPs					-	
1. TSI		2,382,570.00	17,684,501.95		17,684,501.95	
2. GNPOWER Kauswagan, Ltd.		3,330,907.00	15,366,829.96	154,457.38	15,212,372.59	
3. FDC		2,082,533.06	10,097,292.89	32,837.90	10,064,455.00	
4. SEC		5,963,032.78	33,617,652.48	367,618.06	33,250,034.43	
5. SMPCP		4,247,648.00	21,482,945.07	97,077.67	21,385,867.40	
6. DASURECO		6,169.00	54,465.88		54,465.88	
WESM						
SELF-GENERATION						
SALE FOR RESALE						
Difference between TPG-BDE		(439,055.84)				
<b>TOTAL</b>		20,121,787.00	106,064,072.70	715,635.99	105,348,436.71	5.2355

Prepared by:

  
GELEEN B. BLEC, CPA  
Tariff and Rates Officer


Checked by:

  
ANNALOU B. ALCARDE, REE  
Head, Tariff, Rates & ET Section

Verified by:

  
JOEL V. de GUZMAN, JR., MBA  
Corplan, IT & RS Manager

Audited by:

  
HELEN M. ROMBLON, MBA  
Internal Auditor

Approved by:

  
ENGR. GODOFREDO B. HOMEZ, MBA  
General Manager