



COTABATO ELECTRIC COOPERATIVE, INC.  
(COTELCO)  
Manubuan, Matalam, Cotabato


ANNEX A

BREAKDOWN OF GENERATION CHARGE:  
For the Month:


COTELCO-MAIN  
APRIL 2019

SOURCE	% to Total kWh Purchased	(A)	(B)	(C)	(D = B + C)	(D/A)
		kWh Purchased	Basic Generation Cost (PhP)	Other Cost Adjustments (DAA, NSS, and Other Billing Adjustments) (PhP)	Total Generation Cost for the Month (PhP)	Average Generation Cost (PhP/kWh)
NPC-PSALM	28.91%	5,555,091.00	16,935,388.81	198,014.65	16,737,374.17	3.01
Bilateral Contracts with IPPs					-	
1. TSI	20.82%	4,000,491.00	26,873,379.68		26,873,379.68	6.72
2. FDC	18.26%	3,508,294.00	19,731,343.44	65,368.22	19,665,975.22	5.61
3. SMCPC	33.75%	6,484,910.00	35,251,826.45		35,251,826.45	5.44
4. DASURECO	0.03%	5,229.00	46,270.11		46,270.11	8.85
WESM						
SELF-GENERATION						
SALE FOR RESALE						
Difference between TPG-BDE	-1.77%	(340,187.00)				
Other Generation Adjustments (OGA)						
<i>GOUR Recovery (ERC Case No. 2013-016 CF)</i>						0.0314
<b>TOTAL</b>	<b>100.00%</b>	<b>19,213,828.00</b>	<b>98,838,208.49</b>	<b>263,382.87</b>	<b>98,574,825.63</b>	<b>5.1618</b>

Prepared by:

  
GEDEEN F. BEJEC, CPA  
Tariff and Rates Officer

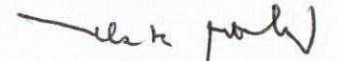
Checked by:

  
ANNALOU B. ALCARDE, REE  
Head, Tariff, Rates & ET Section


Verified by:

  
JOEL V. de GUZMAN, JR., MBA  
Corplan, IT & RS Manager

Audited by:

  
HELEN M. ROMBLON, MBA  
Internal Auditor

Approved by:

  
ENGR. GODOFREDO B. HOMEZ, MBA  
General Manager





**COTABATO ELECTRIC COOPERATIVE, INC.**  
**(COTELCO)**  
 Manubuan, Matalam, Cotabato

ANNEX A

BREAKDOWN OF GENERATION CHARGE:  
 For the Month:

**SALE FOR RESALE - BANISILAN**  
**APRIL 2019**

SOURCE	% to Total kWh Purchased	(A)	(B)	(C)	(D = B + C)	(D/A)
		kWh Purchased	Basic Generation Cost (PhP)	Other Cost Adjustments (DAA, NSS, and Other Billing Adjustments) (PhP)	Total Generation Cost for the Month (PhP)	Average Generation Cost (PhP/kWh)
NPC-PSALM						
Bilateral Contracts with IPPs						
1. TSI						
2. FDC						
3. SMCP						
4. DASURECO						
WESM						
SELF-GENERATION						
SALE FOR RESALE - FIBECO	100%	303,450.00	2,506,046.28			
Difference between TPG-BDE						
Other Generation Adjustments (OGA)						
<i>GOUR Recovery (ERC Case No. 2013-016 CF)</i>						0.0314
<b>TOTAL</b>		303,450.00	2,506,046.28	-	-	<b>8.2899</b>

Prepared by:

**GELEEN F. BEJEC, CPA**  
 Tariff and Rates Officer

Checked by:

**ANNALOU B. ALCARDE, REE**  
 Head, Tariff, Rates & ET Section

Verified by:

**JOEL V. de GUZMAN, JR., MBA**  
 Corplan, T & RS Manager

Audited by:

**HELEN M. ROMBLON, MBA**  
 Internal Auditor

Approved by:

**ENGR. GODOFREDO B. HOMEZ, MBA**  
 General Manager