



COTABATO ELECTRIC COOPERATIVE, INC.
(COTELCO)
Manubuan, Matalam, Cotabato

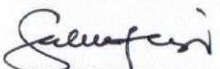
BREAKDOWN OF GENERATION CHARGE:
For the Month:

COTELCO-MAIN
FEBRUARY 2019

ANNEX A

SOURCE	% to Total kWh Purchased	(A)	(B)	(C)	(D = B + C)	(D/A)
		kWh Purchased	Basic Generation Cost (PhP)	Other Cost Adjustments (DAA, NSS, and Other Billing Adjustments) (PhP)	Total Generation Cost for the Month (PhP)	Average Generation Cost (Php/kWh)
NPC-PSALM	15.96%	3,150,547.00	9,670,647.58	89,175.22	9,581,472.36	3.04
Bilateral Contracts with IPPs					-	
1. TSI	31.79%	6,273,458.00	39,897,909.00		39,897,909.00	6.36
2. FDC	18.43%	3,637,075.35	19,602,744.45	65,398.98	19,537,345.48	5.37
3. SMCPC	36.36%	7,176,811.00	37,086,123.88		37,086,123.88	5.17
4. DASURECO	0.03%	6,038.00	53,373.60		53,373.60	8.84
WESM						
SELF-GENERATION						
SALE FOR RESALE						
Difference between TPG-BDE	-2.58%	(508,336.35)				
Other Generation Adjustments (OGA)						
<i>GOUR Recovery (ERC Case No. 2013-016 CF)</i>						0.0314
TOTAL	100.00%	19,735,593.00	106,310,798.51	154,574.20	106,156,224.32	5.4103


Prepared by:


GELEEN F. BEJEC, CPA
Tariff and Rates Officer


Checked by:


ANNALOU B. ALCARDE, REE
Head, Tariff, Rates & ET Section


Verified by:


JOEL V. GUZMAN, JR., MBA
Corplan, IT & RS Manager

Audited by:


HELEN M. ROMBLON, MBA
Internal Auditor

Approved by:


ENGR. GODOFREDO B. HOMEZ, MBA
General Manager



COTABATO ELECTRIC COOPERATIVE, INC.
(COTELCO)
Manubuan, Matalam, Cotabato

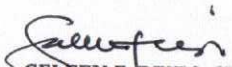
ANNEX A

BREAKDOWN OF GENERATION CHARGE:
For the Month:

SALE FOR RESALE - BANISILAN
FEBRUARY 2019

SOURCE	% to Total kWh Purchased	(A)	(B)	(C)	(D = B + C)	(D/A)
		kWh Purchased	Basic Generation Cost (PhP)	Other Cost Adjustments (DAA, NSS, and Other Billing Adjustments) (PhP)	Total Generation Cost for the Month (PhP)	Average Generation Cost (PhP/kWh)
NPC-PSALM						
Bilateral Contracts with IPPs						
1. TSI						
2. FDC						
3. SMCP						
4. DASURECO						
WESM						
SELF-GENERATION						
SALE FOR RESALE - FIBECO	100%	352,800.00	3,044,430.33			
Difference between TPG-BDE						
Other Generation Adjustments (OGA)						
<i>GOUR Recovery (ERC Case No. 2013-016 CF)</i>						0.0314
TOTAL		352,800.00	3,044,430.33	-	-	8.6607

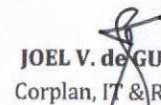
Prepared by:


GELEEN F. BEJEC, CPA
Tariff and Rates Officer

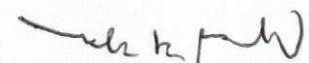
Checked by:


ANNALOU B. ALCARDE, REE
Head, Tariff, Rates & ET Section


Verified by:


JOEL V. de GUZMAN, JR., MBA
Corplan, IT & RS Manager

Audited by:


HELEN M. ROMBLON, MBA
Internal Auditor

Approved by:


ENGR. GODOFREDO B. HOMEZ, MBA
General Manager