



COTABATO ELECTRIC COOPERATIVE, INC.
(COTELCO)
Manubuan, Matalam, Cotabato

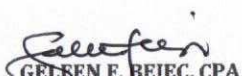
ANNEX A

BREAKDOWN OF GENERATION CHARGE:
For the Month:


COTELCO-MAIN
JUNE 2019

SOURCE	% to Total kWh Purchased	(A)	(B)	(C)	(D = B + C)	(D/A)
		kWh Purchased	Basic Generation Cost (PhP)	Other Cost Adjustments (DAA, NSS, and Other Billing Adjustments) (PhP)	Total Generation Cost for the Month (PhP)	Average Generation Cost (Php/kWh)
NPC-PSALM	13.00%	2,772,350.00	8,484,654.65	76,121.86	8,408,532.79	3.03
Bilateral Contracts with IPPs					-	
1. TSI	30.16%	6,431,844.00	39,812,321.84		39,812,321.84	6.19
2. GNPOWER Kauswagan, Ltd.	4.38%	934,578.92	2,056,073.62		2,056,073.62	2.20
3. FDC	20.99%	4,476,025.00	23,861,874.74	65,429.74	23,796,445.01	5.32
4. SMCPC	33.50%	7,142,323.00	36,112,712.02		36,112,712.02	5.06
5. DASURECO	0.03%	6,220.00	54,575.76		54,575.76	8.77
WESM						
SELF-GENERATION						
SALE FOR RESALE						
Difference between TPG-BDE	-2.07%	(440,333.92)				
Other Generation Adjustments (OGA)						
GOUR Recovery (ERC Case No. 2013-016 CF)						0.0314
TOTAL	100.00%	21,323,007.00	110,382,212.63	141,551.60	110,240,661.04	5.2014

Prepared by:


GELBEN F. BEJEC, CPA
Tariff and Rates Officer

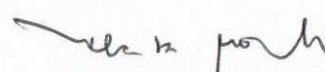
Checked by:


ANNALOU B. ALCARDE, REE
Head, Tariff, Rates & ET Section

Verified by:


JOEL V. de GUZMAN, JR., MBA
Corplan, IT & RS Manager

Audited by:


HELEN M. ROMBLON, MBA
Internal Auditor

Approved by:


ENGR. GODOFREDO B. HOMEZ, MBA
General Manager



COTABATO ELECTRIC COOPERATIVE, INC.
(COTELCO)
Manubuan, Matalam, Cotabato

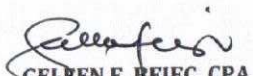
ANNEX A

BREAKDOWN OF GENERATION CHARGE:
For the Month:


SALE FOR RESALE - BANISILAN
JUNE 2019

SOURCE	% to Total kWh Purchased	(A)	(B)	(C)	(D = B + C)	(D/A)
		kWh Purchased	Basic Generation Cost (PhP)	Other Cost Adjustments (DAA, NSS, and Other Billing Adjustments) (PhP)	Total Generation Cost for the Month (PhP)	Average Generation Cost (PhP/kWh)
NPC-PSALM						
Bilateral Contracts with IPPs						
1. TSI						
2. GNPOWER Kauswagan, Ltd.						
3. FDC						
4. SMCPC						
5. DASURECO						
WESM						
SELF-GENERATION						
SALE FOR RESALE - FIBECO	100%	327,600.00	2,444,650.63			
Difference between TPG-BDE						
Other Generation Adjustments (OGA)						
GOUR Recovery (ERC Case No. 2013-016 CF)						0.0314
TOTAL		327,600.00	2,444,650.63	-	-	7.4937

Prepared by:


GEELEN F. BEJEC, CPA
Tariff and Rates Officer


Checked by:


ANNALOU B. ALCARDE, REE
Head, Tariff, Rates & ET Section

Verified by:


JOEL V. de GUZMAN, JR., MBA
Corplan, IT & RS Manager

Audited by:


HELEN M. ROMBLON, MBA
Internal Auditor

Approved by:


ENGR. GODOFREDO B. HOMEZ, MBA
General Manager