



COTABATO ELECTRIC COOPERATIVE, INC.
(COTELCO)
 Manubuan, Matalam, Cotabato

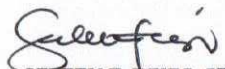
ANNEX A

BREAKDOWN OF GENERATION CHARGE:
 For the Month:


COTELCO-MAIN
MARCH 2019

SOURCE	% to Total kWh Purchased	(A)	(B)	(C)	(D = B + C)	(D/A)
		kWh Purchased	Basic Generation Cost (PhP)	Other Cost Adjustments (DAA, NSS, and Other Billing Adjustments) (PhP)	Total Generation Cost for the Month (PhP)	Average Generation Cost (PhP/kWh)
NPC-PSALM	16.52%	3,237,352.00	9,927,254.39	93,556.38	9,833,698.01	3.04
Bilateral Contracts with IPPs					-	
1. TSI	31.84%	6,239,671.00	40,017,435.80		40,017,435.80	6.41
2. FDC	18.37%	3,599,584.64	19,483,122.08	65,337.46	19,417,784.62	5.39
3. SMPC	36.40%	7,131,619.00	35,960,478.28		35,960,478.28	5.04
4. DASURECO	0.03%	5,614.00	49,709.00		49,709.00	8.85
WESM						
SELF-GENERATION						
SALE FOR RESALE						
Difference between TPG-BDE	-3.16%	(619,854.64)				
Other Generation Adjustments (OGA)						
<i>GOUR Recovery (ERC Case No. 2013-016 CF)</i>						0.0314
TOTAL	100.00%	19,593,986.00	105,437,999.55	158,893.84	105,279,105.71	5.4044


Prepared by:


GELEEN F. BEJEC, CPA
 Tariff and Rates Officer


Checked by:


ANNALOU B. ALCARDE, REE
 Head, Tariff, Rates & ET Section


Verified by:


JOEL V. de GUZMAN, JR., MBA
 Corplan, IT & RS Manager

Audited by:


HELEN M. ROMBLON, MBA
 Internal Auditor

Approved by:


ENGR. GODOFREDO B. HOMEZ, MBA
 General Manager



COTABATO ELECTRIC COOPERATIVE, INC.
(COTELCO)
Manubuan, Matalam, Cotabato

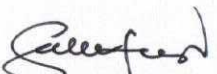
ANNEX A

BREAKDOWN OF GENERATION CHARGE:
For the Month:


SALE FOR RESALE - BANISILAN
MARCH 2019

SOURCE	% to Total kWh Purchased	(A)	(B)	(C)	(D = B + C)	(D/A)
		kWh Purchased	Basic Generation Cost (PhP)	Other Cost Adjustments (DAA, NSS, and Other Billing Adjustments) (PhP)	Total Generation Cost for the Month (PhP)	Average Generation Cost (Php/kWh)
NPC-PSALM						
Bilateral Contracts with IPPs						
1. TSI						
2. FDC						
3. SMCP						
4. DASURECO						
WESM						
SELF-GENERATION						
SALE FOR RESALE - FIBECO	100%	323,400.00	2,791,854.90			
Difference between TPG-BDE						
Other Generation Adjustments (OGA)						
<i>GOUR Recovery (ERC Case No. 2013-016 CF)</i>						0.0314
TOTAL		323,400.00	2,791,854.90	-	-	8.6642

Prepared by:


GELEEN F. BEJEC, CPA
Tariff and Rates Officer

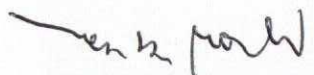
Checked by:


ANNALOU B. ALCARDE, REE
Head, Tariff, Rates & ET Section

Verified by:


JOEL V. de GUZMAN, JR., MBA
Corplan, IT & RS Manager

Audited by:


HELEN M. ROMBLON, MBA
Internal Auditor

Approved by:


ENGR. GODOFREDO B. HOMEZ, MBA
General Manager