



**COTABATO ELECTRIC COOPERATIVE, INC.**  
**(COTELCO)**  
Manubuan, Matalam, Cotabato

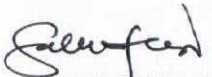
**ANNEX A**

**BREAKDOWN OF GENERATION CHARGE:**  
For the Month:


**COTELCO-MAIN**  
**MAY 2019**

SOURCE	% to Total kWh Purchased	(A)	(B)	(C)	(D = B + C)	(D/A)
		kWh Purchased	Basic Generation Cost (Php)	Other Cost Adjustments (DAA, NSS, and Other Billing Adjustments) (Php)	Total Generation Cost for the Month (Php)	Average Generation Cost (Php/kWh)
NPC-PSALM	16.25%	3,463,394.00	10,514,030.57	102,981.62	10,411,048.96	3.01
Bilateral Contracts with IPPs					-	
1. TSI	29.69%	6,327,642.00	39,142,628.79		39,142,628.79	6.19
2. FDC	21.60%	4,602,975.00	24,590,781.66	65,409.23	24,525,372.44	5.33
3. SMCPC	33.43%	7,125,031.00	36,625,504.64		36,625,504.64	5.14
4. DASURECO	0.03%	5,940.00	52,403.39		52,403.39	8.82
WESM						
SELF-GENERATION						
SALE FOR RESALE						
Difference between TPG-BDE	-0.99%	(211,714.00)				
Other Generation Adjustments (OGA)						
GOUR Recovery (ERC Case No. 2013-016 CF)						0.0314
<b>TOTAL</b>	<b>100.00%</b>	<b>21,313,268.00</b>	<b>110,925,349.05</b>	<b>168,390.84</b>	<b>110,756,958.21</b>	<b>5.2280</b>

Prepared by:

  
**GELEEN F. BEJEC, CPA**  
Tariff and Rates Officer

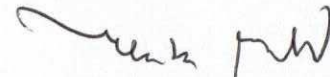
Checked by:

  
**ANNALOU B. ALCARDE, REE**  
Head, Tariff, Rates & ET Section


Verified by:

  
**JOEL V. de GUZMAN, JR., MBA**  
Corplan, IT & RS Manager

Audited by:

  
**HELEN M. ROMBLON, MBA**  
Internal Auditor

Approved by:

  
**ENGR. GODOFREDO B. HOMEZ, MBA**  
General Manager





**COTABATO ELECTRIC COOPERATIVE, INC.**  
**(COTELCO)**  
Manubuan, Matalam, Cotabato

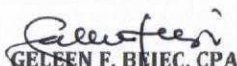
**ANNEX A**

**BREAKDOWN OF GENERATION CHARGE:**  
For the Month:

**SALE FOR RESALE - BANISILAN**  
**MAY 2019**

SOURCE	% to Total kWh Purchased	(A)	(B)	(C)	(D = B + C)	(D/A)
		kWh Purchased	Basic Generation Cost (PhP)	Other Cost Adjustments (DAA, NSS, and Other Billing Adjustments) (PhP)	Total Generation Cost for the Month (PhP)	Average Generation Cost (PhP/kWh)
NPC-PSALM						
Bilateral Contracts with IPPs						
1. TSI						
2. FDC						
3. SMCP						
4. DASURECO						
WESM						
SELF-GENERATION						
SALE FOR RESALE - FIBECO	100%	350,700.00	2,984,117.07			
Difference between TPG-BDE						
Other Generation Adjustments (OGA)						
GOUR Recovery (ERC Case No. 2013-016 CF)						0.0314
<b>TOTAL</b>		350,700.00	2,984,117.07	-	-	<b>8.5404</b>

Prepared by:

  
**GELEEN F. BEJOC, CPA**  
Tariff and Rates Officer


Checked by:

  
**ANNALOU B. ALCARDE, REE**  
Head, Tariff, Rates & ET Section


Verified by:

  
**JOEL V. de GUZMAN, JR., MBA**  
Corplan, IT & RS Manager

Audited by:

  
**HELEN M. ROMBLON, MBA**  
Internal Auditor

Approved by:

  
**ENGR. GODOFREDO B. HOMEZ, MBA**  
General Manager