



COTABATO ELECTRIC COOPERATIVE, INC.
(COTELCO)
Manubuan, Matalam, Cotabato

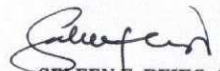
ANNEX A

BREAKDOWN OF GENERATION CHARGE:
For the Month:

COTELCO-MAIN
OCTOBER 2019

SOURCE	% to Total kWh Purchased	(A)	(B)	(C)	(D = B + C)	(D/A)
		kWh Purchased	Basic Generation Cost (Php)	Other Cost Adjustments (DAA, NSS, and Other Billing Adjustments) (Php)	Total Generation Cost for the Month (Php)	Average Generation Cost (Php/kWh)
NPC-PSALM	16.17%	3,425,984.00	9,610,066.97	86,428.47	9,523,638.50	2.78
Bilateral Contracts with IPPs					-	
1. TSI	20.89%	4,424,280.00	26,329,240.27		26,329,240.27	5.95
2. GNPOWER Kauswagan, Ltd.	13.18%	2,791,158.79	14,681,962.97		14,681,962.97	5.26
3. FDC	12.63%	2,675,595.54	17,481,728.04	65,481.00	17,416,247.05	6.51
4. SEC	12.74%	2,699,476.71	6,532,638.32		6,532,638.32	2.42
5. SMCPC	25.60%	5,421,678.00	35,780,332.73	161,128.01	35,619,204.72	6.57
6. DASURECO	0.03%	6,321.00	53,306.80		53,306.80	8.43
WESM						
SELF-GENERATION						
SALE FOR RESALE						
Difference between TPG-BDE	-1.24%	(262,766.04)				
TOTAL	100.00%	21,181,728.00	110,469,276.10	313,037.48	110,156,238.63	5.2005

Prepared by:


GELEEN F. BEJEC, CPA
Tariff and Rates Officer


Checked by:


ANNALOU B. ALCARDE, REE
Head, Tariff, Rates & ET Section


Verified by:


JOEL V. de GUZMAN, JR., MBA
Corplan, IT & RS Manager

Audited by:


HELEN M. ROMBLON, MBA
Internal Auditor

Approved by:


ENGR. GODOFREDO B. HOMEZ, MBA
General Manager



COTABATO ELECTRIC COOPERATIVE, INC.
(COTELCO)
Manubuan, Matalam, Cotabato

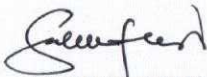
ANNEX A

BREAKDOWN OF GENERATION CHARGE:
For the Month:

SALE FOR RESALE - BANISILAN
OCTOBER 2019

SOURCE	% to Total kWh Purchased	(A)	(B)	(C)	(D = B + C)	(D/A)
		kWh Purchased	Basic Generation Cost (PhP)	Other Cost Adjustments (DAA, NSS, and Other Billing Adjustments) (PhP)	Total Generation Cost for the Month (PhP)	Average Generation Cost (PhP/kWh)
NPC-PSALM						
Bilateral Contracts with IPPs						
1. TSI						
2. GNPOWER Kauswagan, Ltd.						
3. FDC						
4. SEC						
5. SMPCP						
6. DASURECO						
WESM						
SELF-GENERATION						
SALE FOR RESALE - FIBECO	100%	371,700.00	2,929,024.89			
Difference between TPG-BDE						
TOTAL		371,700.00	2,929,024.89	-	-	7.8801

Prepared by:


GELEEN F. BEJEC, CPA
Tariff and Rates Officer

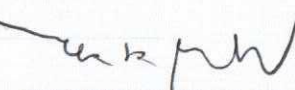
Checked by:


ANNALOU B. ALCARDE, REE
Head, Tariff, Rates & ET Section

Verified by:


JOEL V. de GUZMAN, JR., MBA
Corplan, IT & RS Manager

Audited by:


HELEN M. ROMBLON, MBA
Internal Auditor

Approved by:

ENGR. GODOFREDO B. HOMEZ, MBA
General Manager