



**COTABATO ELECTRIC COOPERATIVE, INC.**  
(COTELCO)  
Manubuan, Matalam, Cotabato

ANNEX A

**BREAKDOWN OF GENERATION CHARGE: COTELCO-MAIN**  
For the Month: **MAY 2021**

SOURCE	% to Total kWh Purchased	(A)	(B)	(C)	(D = B + C)	(D/A)
		kWh Purchased	Basic Generation Cost (Php)	Other Cost Adjustments (DAA, NSS, and Other Billing Adjustments) (Php)	Total Generation Cost for the Month (Php)	Average Generation Cost (Php/kWh)
NPC-PSALM	11.05%	2,441,846.00	7,295,862.70	52,335.82	7,243,526.88	2.97
Bilateral Contracts with IPPs						
1. TSI	15.77%	3,482,860.00	24,437,778.48		24,437,778.48	7.02
2. GNPPOWER Kauswagan, Ltd.	16.43%	3,628,942.44	16,449,744.85	138,042.40	16,311,702.46	4.49
3. FDC	15.83%	3,497,592.45	20,040,768.92	66,113.57	19,974,655.35	5.71
4. SEC	23.57%	5,208,090.34	32,237,364.59	140,686.15	32,096,678.44	6.16
5. SMCPG	20.21%	4,464,942.00	21,245,177.08	39,253.54	21,205,923.55	4.75
6. DASURECO	0.04%	7,738.00	68,341.57		68,341.57	8.83
WESM						
SELF-GENERATION						
SALE FOR RESALE						
Difference between TPG-BDE	-2.90%	(639,655.23)				
<b>TOTAL</b>	<b>100.00%</b>	<b>22,092,356.00</b>	<b>121,775,038.19</b>	<b>436,431.47</b>	<b>121,338,606.72</b>	<b>5.4923</b>


Prepared by:

Checked by:

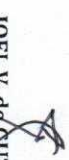
Verified by:


Audited by:


Approved by:

  
**GELEEN B. BEJEG, CPA**  
Tariff and Rates Officer

  
**ANNALOU B. ALCARDE, REE**  
Head, Tariff, Rates & ET Section

  
**JOEL V. de GUZMAN, JR., MBA**  
Corplan, IT & RS Manager

  
**HELEN M. ROMBLON, MBA**  
Internal Auditor

  
**ENGR. GODOFREDO B. GOMEZ, MBA**  
General Manager



**COTABATO ELECTRIC COOPERATIVE, INC.**  
**(COTELCO)**  
 Manubuan, Matalam, Cotabato

**ANNEX A**

**BREAKDOWN OF GENERATION CHARGE: SALE FOR RESALE - BANISILAN**  
**For the Month: MAY 2021**

SOURCE	% to Total kWh Purchased	(A)	(B)	(C)	(D = B + C)	(D/A)
		kWh Purchased	Basic Generation Cost (Php)	Other Cost Adjustments (DAA, NSS, and Other Billing Adjustments) (Php)	Total Generation Cost for the Month (Php)	Average Generation Cost (Php/kWh)
NPC-PSALM						
Bilateral Contracts with IPPs						
1. TSI						
2. GNPPOWER Kauswagan, Ltd.						
3. FDC						
4. SEC						
5. SMCPC						
6. DASURECO						
WESM						
SELF-GENERATION						
SALE FOR RESALE - FIBECO	100%	428,400.00	3,888,555.45			
Difference between TPG-BDE						
<b>TOTAL</b>		428,400.00	3,888,555.45	-	-	9.0769

Prepared by:

*Geleen F. Bejoc*  
**GELEEN F. BEJOC, CPA**  
 Tariff and Rates Officer

Checked by:

*Annalou B. Alcarde*  
**ANNALOU B. ALCARDE, REE**  
 Head, Tariff, Rates & ET Section

Verified by:

*Joel V. de Guzman*  
**JOEL V. de GUZMAN, JR., MBA**  
 Corplan, IT & RS Manager

Audited by:

*Helena M. Romblon*  
**HELEN M. ROMBLON, MBA**  
 Internal Auditor

Approved by:

*Engr. Godofredo B. Homez*  
**ENGR. GODOFREDO B. HOMEZ, MBA**  
 General Manager