



COTABATO ELECTRIC COOPERATIVE, INC.
(COTELCO)
Manubuan, Matalam, Cotabato

ANNEX A

BREAKDOWN OF GENERATION CHARGE
COTELCO - MAIN

FOR THE MONTH OF JUNE 2021

NO.	SOURCE	% to Total kWh Purchased	(A) kWh Purchased	(B) Basic Generation Cost (Php)	(C) Other Cost Adjustments (DAA, NSS, and Other Billing Adjustments) (Php)	(D = B + C) Total Generation Cost for the Month (Php)	(D/A) Average Generation Cost (Php/kWh)
1	NPC - PSALM	12.19%	2,641,299.00	7,911,295.56	(60,967.33)	7,850,328.23	
	Bilateral Contracts with IPPs						
2	TSI	15.42%	3,341,849.00	22,951,810.82		22,951,810.82	
3	GNPK	16.11%	3,491,453.67	16,111,594.92	(153,480.13)	15,958,114.79	
4	FDC	15.17%	3,288,922.73	19,435,656.43	(66,034.63)	19,369,621.80	
5	SEC	23.48%	5,090,066.40	32,120,170.41	(140,686.15)	31,979,484.26	
6	SMCPC	20.06%	4,347,542.00	21,200,697.32	(102,965.23)	21,097,732.09	
7	DASURECO	0.03%	6,973.00	63,391.20		63,391.20	
8	WESM						
9	SELF - GENERATION						
10	SALE FOR RESALE						
	Difference between TPG-BDE	-2.46%	(533,593.80)				
	TOTAL	100.00%	21,674,512.00	119,794,616.66	(524,133.47)	119,270,483.19	5.5028

Prepared by:

GELEEN F. BELIEC, CPA
Tariff & Rates Officer

Checked by:

ANNA LOU B. ALCARDE, REE
Head, Tariff, Rates & ET Section

Verified by:

JOEL V. DE GUZMAN JR., MBA
CORPLAN, IT & RS Manager

Audited by:

HELEN M. ROMBLON, MBA
Internal Auditor

Approved by:

ENGR. GODOFREDO B. HOMEZ
General Manager



ABATO ELECTRIC COOPERATIVE, INC.
(COTELCO)
Manubuan, Matalam, Cotabato


ANNEX A

BREAKDOWN OF GENERATION CHARGE
COTELCO - BANISILAN


FOR THE MONTH OF JUNE 2021

NO.	SOURCE	% to Total kWh Purchased	(A) kWh Purchased	(B) Basic Generation Cost (Php)	(C) Other Cost Adjustments (DAA, NSS, and Other Billing Adjustments) (Php)	(D = B + C) Total Generation Cost for the Month (Php)	(D / A) Average Generation Cost (Php/kWh)
1	NPC - PSALM						
	Bilateral Contracts with IPPs						
2	TSI						
3	GNPK						
4	FDC						
5	SEC						
6	SMCPC						
7	DASURECO						
8	WESM						
9	SELF - GENERATION						
10	SALE FOR RESALE	100%	413,700.00	3,644,630.58		3,644,630.58	
	Difference between TPG-BDE						
	TOTAL	100.00%	413,700.00	3,644,630.58	-	3,644,630.58	8.8098


Prepared by:


GELEEN F. BEJIC, CPA
Tariff & Rates Officer


Checked by:


ANNALOP B. ALCARDE, REE
Head, Tariff, Rates & ET Section

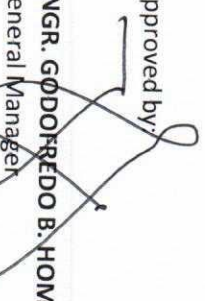
Verified by:


JOEL V. DE GUZMAN JR., MBA
CORPLAN/IT & RS Manager

Audited by:


HELEN M. ROMBLON, MBA
Internal Auditor

Approved by:


ENGR. GODOFREDO B. HOMEZ
General Manager