



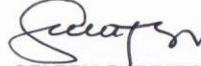
COTABATO ELECTRIC COOPERATIVE, INC.
(COTELCO)
Manubuan, Matalam, Cotabato

ANNEX A


BREAKDOWN OF GENERATION CHARGE
FOR THE MONTH OF JULY 2022

NO.	SOURCE	% to Total kWh Purchased	(A) kWh Purchased	(B) Basic Generation Cost (Php)	(C) Other Cost Adjustments (DAA, NSS, and Other Billing Adjustments) (Php)	(D = B + C) Total Generation Cost for the Month (Php)	(D/A) Average Generation Cost (Php/kWh)
1	NPC - PSALM	24.58%	5,783,065.00	17,223,730.45	(199,876.54)	17,023,853.91	
	Bilateral Contracts with IPPs						
2	TSI	17.44%	4,104,024.00	52,902,960.06		52,902,960.06	
3	GNPK	25.23%	5,936,829.18	54,944,611.75	(145,150.84)	54,799,460.91	
4	FDC	8.57%	2,016,015.62	26,437,956.88	(66,421.15)	26,371,535.74	
5	SEC	5.78%	1,359,202.07	32,325,671.72	(163,541.19)	32,162,130.53	
6	SMCPC	20.38%	4,795,242.00	44,137,905.67	(177,707.12)	43,960,198.56	
7	DASURECO	0.03%	7,977.00	94,056.27		94,056.27	
8	WESM						
9	SELF - GENERATION						
10	SALE FOR RESALE						
	Difference between TPG-BDE	-2.00%	(471,090.87)				
	TOTAL	100.00%	23,531,264.00	228,066,892.80	(752,696.83)	227,314,195.97	9.6601

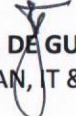
Prepared by:


GELEEN F. BEJEC, CPA
Tariff & Rates Officer


Checked by:


ANNALOU B. ALCARDE, REE
Head, Tariff, Rates & ET Section

Verified by:


JOEL V. DE GUZMAN JR., MBA
CORPLAN, IT & RS Manager

Audited by:


MA. SHELLAH L. GENOTA
Internal Auditor

Approved by:


ENGR. GODOFREDO B. HOMEZ
General Manager