



COTABATO ELECTRIC COOPERATIVE, INC.  
(COTELCO)  
Manubuan, Matalam, Cotabato

BREAKDOWN OF GENERATION CHARGE: COTELCO-MAIN  
For the Month: OCTOBER 2022

ANNEX A

SOURCE	% to Total kWh Purchased	(A)	(B)	(C)	(D = B + C)	(D/A)
		kWh Purchased	Basic Generation Cost (PhP)	Other Cost Adjustments (DAA, NSS, and Other Billing Adjustments) (PhP)	Total Generation Cost for the Month (PhP)	Average Generation Cost (Php/kWh)
NPC-PSALM	22.81%	5,479,608.00	14,131,742.90	(149,002.62)	13,982,740.29	2.55
Bilateral Contracts with IPPs						
1. TSI	2.18%	523,906.00	6,970,840.13		6,970,840.13	13.31
2. GNPOWER Kauswagan, Ltd.	14.39%	3,456,596.27	39,670,362.29	(127,380.35)	39,542,981.94	11.44
3. FDC	14.07%	3,381,644.00	35,950,543.77	(66,692.84)	35,883,850.94	10.61
4. SEC	28.53%	6,855,607.01	63,736,012.04	(163,541.19)	63,572,470.85	9.27
5. SMCPC	19.99%	4,803,628.00	49,755,545.84	(219,123.61)	49,536,422.23	10.31
6. DASURECO	0.03%	8,117.00	108,327.04		108,327.04	13.35
WESM						
SELF-GENERATION						
SALE FOR RESALE						
Difference between TPG-BDE	-2.01%	(481,931.28)				
<b>TOTAL</b>	<b>100.00%</b>	<b>24,027,175.00</b>	<b>210,323,374.01</b>	<b>(725,740.60)</b>	<b>209,597,633.41</b>	<b>8.7234</b>


Prepared by:


Checked by:

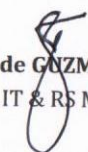
Verified by:

Audited by:

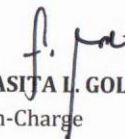
Approved by:

  
GELEEN F. BEJEC, CPA  
Tariff and Rates Officer

  
ANNALOU B. ALCARDE, REE  
Head, Tariff, Rates & ET Section

  
JOEL V. de GUZMAN, JR., MBA  
Corplan, IT & RS Manager

  
MA. SHELLAH L. GENOTA  
Internal Auditor

  
CRESMASIJA L. GOLOSINO, MBA  
Officer-in-Charge