



COTABATO ELECTRIC COOPERATIVE, INC.  
(COTELCO)  
Manubuan, Matalam, Cotabato

ANNEX A


BREAKDOWN OF GENERATION CHARGE  
FOR THE MONTH OF FEBRUARY 2023

NO.	SOURCE	% to Total kWh Purchased	( A ) kWh Purchased	( B ) Basic Generation Cost (Php)	( C ) Other Cost Adjustments (DAA, NSS, and Other Billing Adjustments) (Php)	( D = B + C ) Total Generation Cost for the Month (PhpP)	( D / A ) Average Generation Cost (Php/kWh)
1	NPC - PSALM	33.27%	7,658,827.00	22,942,277.19	(338,730.25)	22,603,546.95	
	Bilateral Contracts with IPPs						
2	TSI	13.08%	3,010,678.00	46,113,747.55		46,113,747.55	
3	GNPK	11.70%	2,693,344.97	27,889,884.96	(125,105.16)	27,764,779.81	
4	FDC	7.42%	1,708,589.85	24,365,483.67	(67,066.03)	24,298,417.65	
5	SEC	19.21%	4,422,950.60	50,259,552.71	(173,017.23)	50,086,535.48	
6	SMCPC	16.08%	3,701,212.00	37,175,707.38	(177,776.31)	36,997,931.07	
7	DASURECO	0.03%	6,344.00	80,040.18		80,040.18	
8	WESM						
9	SELF - GENERATION						
10	SALE FOR RESALE						
	Difference between TPG-BDE	-0.79%	(182,412.42)				
	<b>TOTAL</b>	<b>100.00%</b>	<b>23,019,534.00</b>	<b>208,826,693.64</b>	<b>(881,694.97)</b>	<b>207,944,998.68</b>	<b>9.0334</b>


Prepared by:

  
GELEEN F. BEJEC, CPA  
Tariff & Rates Officer


Checked by:

  
ANNALOU B. ALCARDE, REE  
Head, Tariff, Rates & ET Section

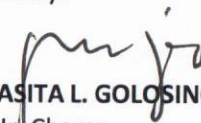
Verified by:

  
JOEL V. DE GUZMAN JR., MBA  
CORPLAN, IT & RS Manager

Audited by:

  
MA. SHELLAH L. GENOTA  
Internal Auditor

Approved by:

  
CRESMASITA L. GOLOSINO, MBA  
Officer-In-Charge