



COTABATO ELECTRIC COOPERATIVE, INC.
(COTELCO)
Manubuan, Matalam, Cotabato

ANNEX A


BREAKDOWN OF GENERATION CHARGE
FOR THE MONTH OF MAY 2023

| NO. | SOURCE | % to Total kWh Purchased | (A) kWh Purchased | (B) Basic Generation Cost (Php) | (C) Other Cost Adjustments (DAA, NSS, and Other Billing Adjustments) (Php) | (D = B + C) Total Generation Cost for the Month (Php) | (D/A) Average Generation Cost (Php/kWh) |
|-----|--|--------------------------|----------------------|------------------------------------|---|--|--|
| 1 | NPC - PSALM Bilateral Contracts with IPPs | 19.94% | 4,910,400.00 | 14,818,963.68 | (218,917.47) | 14,600,046.21 | |
| 2 | TSI | 22.45% | 5,526,833.00 | 54,936,307.94 | | 54,936,307.94 | |
| 3 | GNPK | 11.27% | 2,774,257.40 | 26,512,351.61 | (118,911.98) | 26,393,439.64 | |
| 4 | FDC | 8.65% | 2,129,874.43 | 27,036,146.10 | (67,223.92) | 26,968,922.18 | |
| 5 | SEC | 30.30% | 7,459,880.20 | 58,975,400.11 | (173,017.23) | 58,802,382.88 | |
| 6 | SMCPC | 9.20% | 2,265,000.00 | 18,747,495.78 | (143,915.00) | 18,603,580.79 | |
| 7 | DASURECO | 0.03% | 6,540.00 | 85,287.26 | | 85,287.26 | |
| 8 | WESM | 0.94% | 232,350.00 | 3,463,594.39 | | 3,463,594.39 | |
| 9 | SELF - GENERATION | | | | | | |
| 10 | SALE FOR RESALE | | | | | | |
| | Difference between TPG-BDE | -2.78% | (685,087.03) | | | | |
| | TOTAL | 100.00% | 24,620,048.00 | 204,575,546.87 | (721,985.59) | 203,853,561.28 | 8.2800 |


Prepared by:


GELEEN F. BEJEC, CPA
Tariff & Rates Officer

Checked by:


ANNALOU B. ALCARDE, REE
Head, Tariff, Rates & ET Section


Verified by:


JOEL V. DE GUZMAN JR., MBA
CORPLAN, IT & RS Manager

Audited by:


MA. SHELLAH L. GENOTA
Internal Auditor

Approved by:


CRESMASITA L. GOLOSINO, MBA
Officer-In-Charge