

Name of DU:
Address:



Cotabato Electric Cooperative, Inc. (COTELCO)
Manubuan, Matalam

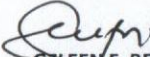
Annex A

Computation of the Generation Rate for the Supply Month of July 2025

NO.	SOURCE	(A) kWh Purchased	(B) Energy Share (%)	(C) Basic Generation Cost (PhP)	(D) Other Cost/ Adjustments (PhP)	(E= C+ D) Total Generation Cost (PhP)	(F = E / A) Preliminary Generation Rate (PhP/kWh)	(G) Generation Rate Based on Previous Supply Month (PhP/kWh)	(H = F - G) Increase / (Decrease) (PhP/kWh)	(I = H / G) Percent Increase / Decrease
1	NPC - PSALM	4,910,000.00	16.50%	14,935,636.60	(207,231.79)	14,728,404.82	2.9997	2.9927	0.0070	0.23%
	Bilateral Contracts with IPPs					-			-	
2	TSI	5,843,999.99	19.64%	43,441,865.56		43,441,865.56	7.4336	7.7572	(0.3236)	-4.17%
3	GNPK	2,792,500.00	9.39%	19,052,410.12	(118,868.24)	18,933,541.88	6.7801	6.3741	0.4061	6.37%
4	FDC	2,333,407.77	7.84%	19,335,453.61	(60,616.37)	19,274,837.25	8.2604	7.9112	0.3491	4.41%
5	SEC	5,990,000.00	20.13%	44,091,238.98	(154,479.67)	43,936,759.31	7.3350	7.6643	(0.3293)	-4.30%
6	MPI	-	0.00%	-		-	-	-	0	-
7	DASURECO	8,889.00	0.03%	84,991.72		84,991.72	9.5614	9.5672	(0.0058)	-0.06%
8	WESM	8,957,740.00	30.11%	30,708,014.77		30,708,014.77	3.4281	2.8721	0.5560	19.36%
9	NET-METERING	294.50	0.0010%	1,704.04		1,704.04	5.7862	5.8972	(0.1110)	-1.88%
10	SELF - GENERATION					-				
11	SALE FOR RESALE					-				
	Difference between TPG-BDE	(1,082,611.26)	-3.64%			-				
	Adjustment (Adj1)					-				
	TOTAL	29,754,220.00	100.00%	171,651,315.40	(541,196.06)	171,110,119.34	5.7508	5.7862	(0.0354)	-0.61%

Note:

Prepared by:


GLENN F. BEJEC, CPA
Tariff & Rates Officer


Checked by:


ANNALOU B. ANCARDE, REE
Head, Tariff, Rates & ET Section


Verified by:


ALLAN REY M. ANGEL, REE
OIC-CORPLAN, IT & RS Manager

Added by:


DARWIN C. FAJARDO, CPA
Internal Audit Dept. Manager

Approved by:


JOEL V. DE GUZMAN JR., MBA
General Manager